





Table of Contents

- 02** Who We Are
- 03** Product Range
- 07** Horizontal Sliding Doors
- 09** Hinged Doors
- 11** Stainless Steel Doors
- 12** Meat Rail Doors
- 13** Controlled Atmosphere (CA) Doors
- 15** Air Lock Doors
- 17** High Speed Doors
- 19** Swing Doors
- 21** Delivery, Installation & Maintenance
- 22** Quality Assurance

Who We Are

SALCO is dedicated to providing unparalleled custom-made insulated doors in Europe and the Middle East and North Africa (MENA) region.

With its strong and growing presence in the MENA region, the company continues to expand its door manufacturing activities from cold storages and utility buildings, to agricultural facilities within the food and beverage industry.

SALCO doors are lightweight, gastight and have a smooth open – close mechanism. Our doors are also able to withstand sub-zero temperatures due to their high insulation properties. With this competitive advantage, SALCO has become the market leader within the industrial door industry across Europe and the MENA region.

PRODUCT RANGE



COLD STORE SLIDING DOORS (CHILLER & FREEZER)



HINGED DOORS (CHILLER & FREEZER)



AIR LOCK DOORS



SWING DOORS

Over **30 Years** of Global Exposure



STAINLESS STEEL DOORS (CHILLER & FREEZER)



HIGH SPEED DOORS (CHILLER & FREEZER)




MEAT RAIL DOORS



CONTROLLED ATMOSPHERE (CA) DOORS




Door Solutions Efficiently Delivered



01 Rail System

The doors operate on a Drop/lift rail system, concealed with a supplied dust cover.



02 Door Seals

Unique, low friction double seals are available for both chiller and freezer applications.



03 Electrical Operation

Automatic kit with compact design according to CE standards.



04 Heavy Duty Handles

Heavy duty aluminium construction with external lever catcher and internal heavy duty stainless steel puller for longer durability.



Door Leaves

To ensure the best insulation, door leaf thicknesses are maintained at 100mm for chillers and 140mm for freezers.



06 Frames and Fasteners

Anodised aluminium profiles for door leaves and walls are complete with thermal breaks to prevent heat bridges. All fasteners used for assembly are stainless steel which are durable, resistant to corrosion and environmentally friendly.

■ HORIZONTAL SLIDING DOORS

FREEZER TYPE & CHILLER TYPE

SLIDING DOORS - CHILLER TYPE



Our insulated sliding doors are incredibly versatile and suitable for a large range of different applications, from cold stores and dry stores, to blast freezers and ambient processing areas. They are designed to operate within multiple work environments; including dairy, poultry and meat processing plants, fruit and vegetable stores, medicine production facilities, and logistics and warehouse storages. For projects with strict hygiene standards and sensitive environments, we are able to provide stainless steel options for our door leaves, profiles, rails, handles and hinges. Depending on the level of traffic in a specific area, we can provide either a manually or electrically-operated door to suit your requirements. Additionally, we can supply various accessories depending on the type of operation and access needed, such as pull cords, motion sensors, induction loops and more. Alternatively, if required, you can install and link your own access system to our electrical doors using various potential free contacts available.

SLIDING DOORS - FREEZER TYPE




TECHNICAL SPECIFICATIONS

Construction	Door leaf constructed with a fire-resistant Polyisocyanurate (PIR) insulation material with a foam density of 40 kg/m ³ . Both sides are covered with 0.5 mm PPGI steel flat sheet with a polyester coating.
Thickness of Door Leaf	140 mm (Freezer), 100 mm (Chiller).
R-value (door leaf panel only)	Approximately 6.67 m ² K/W (Freezer), Approximately 4.76 m ² K/W (Chiller).
Standard Door Leaf Colour	Light Grey RAL 9002.
Wall Frame	Anodised aluminium profiles with thermal breaks to prevent heat bridges.
Door Frame	Anodised aluminium profiles with a complete thermal break fitting the wall.
Frame Heating	Included in three sides of the door frame (Freezer only).
Sealing	Whole perimeter is sealed with rubber profiles.
Rail System	Anodised aluminium drop/lift rail system, type SRA with dust cap.
Operation	Manual or Electrical (Power supply 230 V, single phase, 50 Hz, 20 Amp).
Openers	Available inside and outside.
Additional Options for Stainless Steel (SS)	SS bumper, SS finish of the clear opening, SS rain cap, key locks, electric system as per CE standards threshold heater. SS door leaf sheet, door profiles and wall frames.

List of Options

- Key lock with internal safety release.
- Threshold heater (Freezer door only).
- Choice of colours - subject to availability.
- Crash protection bumper (outer door leaf only).
- Various potential free contacts.
- Vision panel (depending on size of door)



Double circuit floor threshold

HINGED DOORS

FREEZER TYPE & CHILLER TYPE

Composed of a 100 mm (Chiller and Freezer type) and 140 mm thick (Blast Freezer only) insulated core with a polyester coating on both sides, these hinged doors are finished with anodised aluminium profiles all around with thermal breaks to prevent heat bridges. Fabricated with galvanised steel/plastic rising hinges, they also come with an emergency unlocking device. The freezer design is provided with frame heating in the door frame and threshold, with glazing also available as an additional option.



TECHNICAL SPECIFICATIONS

Construction	Fire-resistant Polyisocyanurate (PIR) insulation material with a foam density of 40 kg/m ³ . Covered on both sides with a 0.5 mm PPGI steel flat sheet with a polyester coating.
Thickness of Door Leaf	100 mm.
R-value (door leaf panel only)	Approximately 4.67 m ² K/W.
Hinges	In composite material, low temperature and anti-corrosive. Adjustable in three directions. Theft-proof pin and tamper-proof fixing with door closed. Auto-lubricating hidden ramps.
Wall Frame	Anodised aluminium profiles with heat bridges.
Door Frame	Anodised aluminium profiles with a complete thermal break, fitting the wall.
Frame Heating	Included in three sides of the door frame and in the bottom of the door leaf.
Sealing	Whole perimeter is sealed by means of rubber profiles.
Key Lock	Supplied with key lock and internal safety release (push-button).
Operation	Manual.
Additional Options for Stainless Steel (SS)	SS finish of the clear opening, SS key locks, SS door leaf sheet, door profiles and wallframes.

List of Options

- Choice of colours - subject to availability
- Double Leaf hinged door
- Vision panel (depending on size of door)
- Door closer
- Panic bar



Emergency unlocking device (inside)



Handle with cylinder lock (outside)

STAINLESS STEEL DOORS

FREEZER TYPE & CHILLER TYPE

Specially designed for the food processing industry, SALCO's Stainless Steel Chiller and Freezer Doors are manufactured with 304 or 316 Grade Stainless Steel in the door framing profiles, wall frame, door leaf and rails. Lightweight, effortless open-close mechanisms and completely rustproof, the doors are suitable for use in even the harshest of environments.

These doors are also available in other high quality materials, such as polyester and PVC coatings, for use in food-safe environments which require high hygiene standards.



Electrically Operated Doors



Root Welded Framing Corners, in combination with polyester or Stainless Steel door paneling



Stainless Steel Bumper



Stainless Steel Outside Opener

MEAT RAIL DOORS

Custom-made for rigorous usage within intake areas and boning halls of meat processing plants, SALCO's Meat Rail Doors are available in standard or stainless steel finish and come in varying door thicknesses to suit any application. The wall and door leaf are completed with thermal breaks to prevent heat bridges, and the doors are equipped with a lowering and lifting rail system. They can be sliding or hinged and the operation can be **manual** or **electrical** with variable speed settings.



Electrically operated door with Stainless Steel framing, door frame and bumper.

■ CONTROLLED ATMOSPHERE (CA) DOORS

HINGED AND SLIDING DOORS

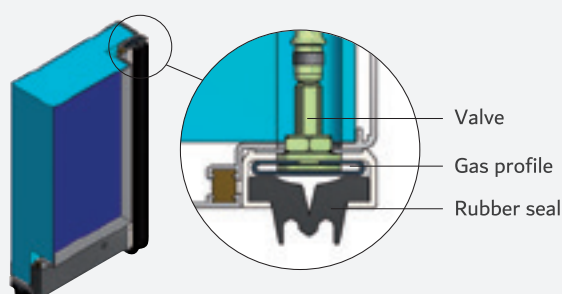
Specially designed for controlled atmosphere refrigeration cells, where the storage of sensitive perishable items such as fruits or vegetables is required, these doors are an integral part of long term, reduced oxygen storage rooms. Constructed with special gastight components, the purpose of these doors is to prevent any air leaking into the rooms to preserve the longevity of the items stored inside, whether it may be bananas, berries or other short shelf-life items. Such doors are commonly and frequently used in the fresh produce sector and are vital to maintaining a suitable internal atmosphere.

Benefits of Choosing CA Doors

- Door leaf constructed with a core of insulation material, covered on both sides with polyester, finished all-round with anodised aluminium profiles and is thermal bridge free.
- Equipped with an aluminium drop/lift rail system.
- Quick opening and 100% gas-tight sealing due to inflatable sealing.
- Remains 100% gas-tight after years of use, despite floor and wall irregularities.
- Sealant not required.
- Seamless door leaf.
- Door leaf and frame are fully thermal bridge-free.
- Can be operated manually or electrically.
- Large door dimensions are available upon request.
- Deployed across various industry segments worldwide for 35+ years.



Rotation Bar / External Handle



CA Hinged Door - 3D View



Unique lift and drop hinges to protect wear and tear of rubber sealing

TECHNICAL SPECIFICATIONS

Construction	Door leaf constructed with an insulated core, covered on both sides with a metal sheet, finished all around with anodised aluminium profiles and is thermal bridge free.
Standard Door Leaf Colour	RAL 9002.
Hinges	Block hinges and a SALCO patented 'lift and drop' hinge that raise the door a few millimeters, preventing normal wear and tear of the bottom rubber sealing while opening and closing (for hinged doors only).
Wall Frame	Anodised aluminium profiles with thermal breaks to prevent heat bridges.
Door Frame	Anodised aluminium profiles with a complete thermal break fit to the wall.
Sealing	100% gas-tight by means of inflatable profiles.
Rail System	Anodised aluminum drop/lift rail system, type SRA with dust cap for horizontal sliding and a galvanised guiding system for vertical or partly vertical (tilt system).
Handles / Bars	Three rotation bars included. Internal handle excluded (for hinged doors only).
Operation	Manually operated or Electrical (Power supply 230V, single phase, 50hz, 20Amp).
Openers	Included inside and outside (for horizontal sliding doors only). Chain operated (for vertical sliding doors only).

List of Options

- CA Window with door locks.
- Threshold heater.
- Choice of colours - subject to availability.
- Stainless Steel door leaf sheet.
- Crash protection bumper in the outer door leaf only.



CA Inspection Window



Lock outside control window, handle fitted with a cylinder lock



CA Escape Window



Pad Lock Provision (outside)

■ AIR LOCK DOORS

Modern transport systems in high-bay cold storages or warehouses require very high opening and closing door speeds to prevent the entry of warm air, and oxygen as well in some cases, from outside. SALCO's fully automatic doors (both horizontal and vertical) can operate at extremely high speeds and are suitable for frequent use and easy integration into any transport system.

Our Air Lock Doors are perfectly suited for the storage of frozen goods, sensitive goods or perishable goods. These doors come in a wide variety of design specifications to suit any application. A hermetic seal makes the doors particularly suited for rooms where the oxygen percentage needs to be reduced from 21% to approximately 16% for fire safety purposes.

Clients can choose between a 100 mm thick door leaf (chiller door) and a 140 mm thick door leaf (freezer door) for the production of their fully automatic doors.

Key Features

- Equipped with a drop/lift rail system.
- Purpose-built for frequently used doors which require very fast opening and closing speeds.
- Various finishes and door thicknesses available, depending upon temperature fluctuation.
- Air-tight closing.
- Easy to integrate into a conveyor system.
- Option to access remotely with an ethernet connection for problem resolution.
- Easy to reset in the event of an emergency.
- Applicable in freezing temperatures.
- Extremely reliable; backed by our experience and expertise.
- Special threshold heater available upon application.
- Stainless Steel door leaf sheet.
- Special Stainless Steel version available.
- Can be horizontal or vertical sliding.



TECHNICAL SPECIFICATIONS

Construction	Fire-resistant Polyisocyanurate (PIR) insulation material with foam density of 40 kg/m ³ . Covered on both sides with a 0.5 mm PPGI steel flat sheet with polyester coating.
Thickness of Door Leaf	100mm (Chiller) or 140mm (Freezer)
R-value (door leaf panel only)	Approximately 4.67 m ² K/W (Chiller) or 6.67 m ² K/ (Freezer)
Standard Door Leaf Colour	Standard colour - RAL 9002.
Wall Frame	Anodised aluminium profiles with thermal breaks to prevent heat bridges.
Door Frame	Anodised aluminium profiles with a complete thermal break fitting the wall.
Frame Heating	For freezer doors only.
Sealing	Whole perimeter sealed with rubber profiles.
Rail System	Anodised aluminium drop/lift rail system type SRA with dust cap horizontal sliding door only, galvanised guiding system with counterweights vertical sliding doors only.
Threshold	Not included. Special thresholds available upon application (for freezer doors only).
Operation	Electrically operated at very high speeds, with the opening time dependent on the door's size. Not for staff/pedestrian use.
Openers	Available inside and outside (for horizontal sliding doors only). Chain operated (for vertical sliding doors only).



AIR LOCK VERTICAL VERSION



AIR LOCK HORIZONTAL VERSION

HIGH SPEED DOORS



THERMASTER

The ultimate cold store doorway; the Thermaster is ideal for use in high traffic and harsh environment distribution centres. Designed to blend in with its working environment, the Thermaster never fails to impress its users. Our clients vouch for the benefits that come with its installation, such as:

- Improved store temperature control.
- Lower defrost frequency.
- Improved safety due to ice-free floors.
- Ice and snow cleared from surrounding walls.
- High-speed operation increases store efficiency.
- Reduced operating costs.
- Robust design.
- Engineered to minimize required maintenance.

Product application: For cold stores or areas with high temperature differences



THERMASPEED

Thermaspeed doors are used in industrial applications due to their simplicity and robust design. They are also greatly favoured in high traffic and harsh environment distribution centres. Thermaspeed doors are built to last, with frames made from galvanised 3mm fabricated steel and the toughest of PVC fabrics, with integrated wind bars to ensure an effective barrier at all times.

- Keeps air infiltration to a minimum.
- High speed operation increases efficiency for traffic flow.
- Reduced operating costs.
- Durable design.
- Engineered to minimize required maintenance.

Product application: Industrial high traffic applications.

TECHNICAL SPECIFICATIONS

Curtain Specification	900gsm PVC coated woven polyester.
Temperature Resistance	DIN 53372 -36°C to +80°C.
Low Flammability	DIN 75200 <100 mm/min.
Standard Colour	RAL 1003 – Signal Yellow. Other colours can be available upon request.
Curtain Features	CFC free, UV resistant with integrated wind bars to ensure curtain integrity. Anti-wear pads on wind bar ends.
R-value	Approximately 8.05 m2K/W (Thermaster), Approximately 0.16 m2K/W (Thermaspeed)

CONTROLS

Controller Type	Microprocessor based frequency converter with low voltage controls.
Supply	230 V, single phase, 50 Hz, 16 A (Thermaspeed) or 32 A (Class C MCB) (Thermaster).
Thermair Generator	Integrated unit providing a low temperature conditioned air flow (Thermaster).
Local Controls	3-way push-button station (OPEN ~ E-STOP ~ CLOSE).
Closing	Automatically via inbuilt adjustable timer.
Extendability	Prepared to accept a multitude of inputs from induction loop detectors, motion detectors, pull-cords, push-buttons, etc.

KEY FEATURES

Opening Speed	Up to 2.0 m/s, depending on size.
Closing Speed	Up to 2.0 m/s, depending on size.
Leaf Format	Single curtain vertical rapid roll (Thermaspeed). Twin curtain vertical rapid roll with 'Thermair' barrier (Thermaster).
Support Frame	Heavy duty galvanised steel fabricated legs (Thermaspeed) with dual function, door mass support and conditioned air plenum (Thermaster).
Frame Finish	Standard PPC RAL 3020 - Traffic Red. Other standard RAL colours and stainless steel options are also available.
Canopy	The door is fitted with a full-width roller canopy (Thermaspeed) and an integrated motor cover finish to match the support frame (Thermaster).
Motor Cover	Available as an option in a finish to match the support frame (Thermaspeed).

■ SWING DOORS

Durable, impact-resistant traffic doors made of unbreakable Polyethylene for the retail and food industries. They are hygienic (EU/FDA approved), made to measure, maintenance-free and easy to install.

APPLICATIONS

- Food industry (meat processing, bakeries, packaging and more).
- Cold stores.
- Retail and supermarkets.
- Hotels and restaurants.
- Industrial kitchens.

SALCO GP200 PE SWING DOORS

- Made of polyethylene PE500, 15mm.
- Unbreakable - made of sturdy and durable material.
- Ideal for use at temperatures of -30°C to +60°C.
- Hygienic (EU/FDA approved).
- Washable with a high-pressure washer and foam cleaner.
- Maintenance-free.
- Made to measure.
- Long service life.
- Easy to install.

STAINLESS STEEL HINGES

- Extreme durability.
- Spring power adjustable.
- Maintenance-free.
- Suitable for heavy-duty, continuous usage by pedestrians and forklifts.
- Opening angle 2 x 90°.
- With or without 90° stop.



VISION PANELS




400 mm Round



400 mm x 600 mm



300 mm x 600 mm



400 mm x 950 mm Semi-circular

FRAMES



Stainless Steel Hinges Mounting Plate

Ready to be screwed to insulated panel walls, stone walls or steel beams. Heavy-duty stainless steel hinges with or without 90° stop.




Stainless Steel U-profile Frame

For easy installation to insulated panels, stone walls or steel beams.

OPTIONS

BUMPERS




Bumper made of PE 15 mm-200 mm high on both sides. Variable installation height.

SPRING BUMPERS



Spring bumper made of PE, 200 mm – 1200 mm. Standard colour is black. Installation height can vary.

FINGER PROTECTION



PVC finger protection combined with round edge. Variants:
- Round edge.
- PVC finger protection in door height.


LOCK



Stainless steel lock. Lockable on both sides. Can be top-mounted (single door/pair) or side-mounted (single door).

COLOUR OPTIONS

Standard Colours in RAL



9010
White



1018
Zinc Yellow



3000
Flame Red



6024
Traffic Green



5010
Gentian Blue



7035
Light Grey



7037
Dusty Grey



7024
Graphite Grey



8012
Red Brown



Granite

Special Colour Options in RAL



3020
Traffic Red



5017
Traffic Blue



2009
Traffic Orange



1003
Signal Yellow



5015
Sky Blue



5022
Night Blue




8017
Chocolate Brown

**Minimum quantities and prices are available upon request.

All RAL colours available upon request. Any colour deviations from the RAL scale are due to the printing process.

DELIVERY, INSTALLATION & MAINTENANCE



Delivery

SALCO has more than three decades of experience in transporting and shipping doors around the world. Our logistics team is familiar with all aspects of shipment, from export documentation to loading and transportation.



Installation

Designed, produced and assembled by our in-house team, SALCO guarantees 100% reliable, safe and durable products that stand the test of time.



Maintenance

SALCO's extremely efficient and competent team of technicians can perform periodic maintenance to ensure smooth, trouble-free operation of your doors. This rules out chances of breakdowns and safety hazards and increases the lifespan of the doors. Annual maintenance contracts (AMCs) are available and can be offered.

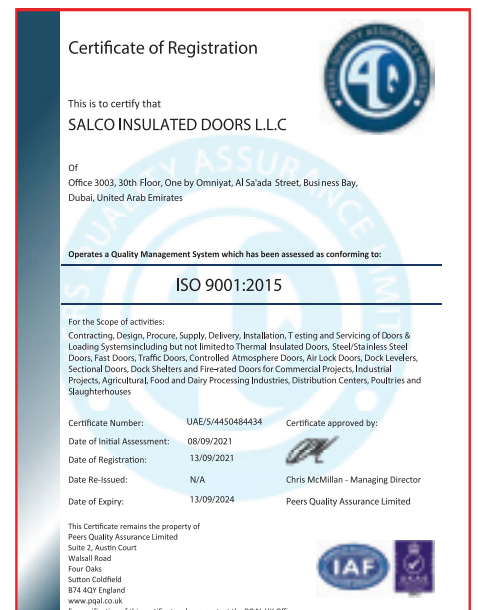
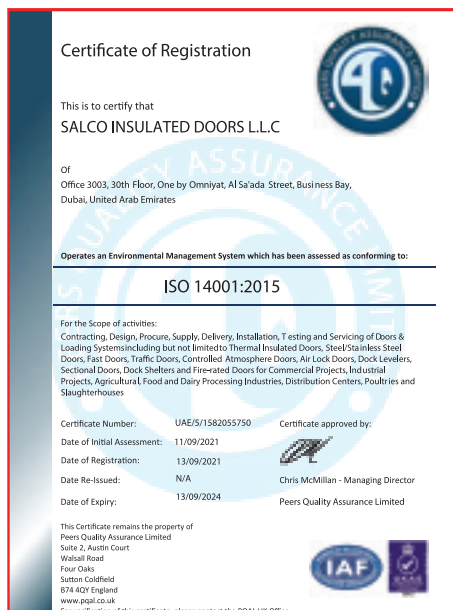
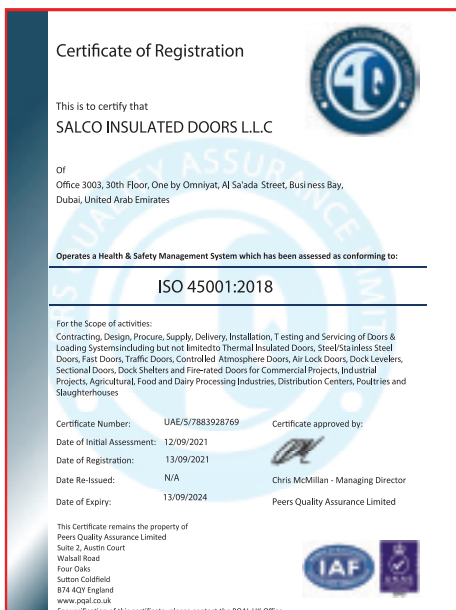
QUALITY ASSURANCE

SALCO is committed to meeting the requirements of all our clients, regardless of whether their project is in the early design stage or whether it is an existing facility that requires renovation. Our efficient, dedicated and well-trained staff are always available to assist and guide you through our product portfolio to ensure that all of your facility needs are being accommodated. This is why all of our products come with a standard one year warranty.

We encourage our valued clients to reach out to us, and our team will be more than happy to discuss, troubleshoot, or recommend the right products for your specific project requirements.

ISO CERTIFICATION

We are determined to maintain high standards and consistent quality across not only our line of products, but also throughout our business operations and services. That is why SALCO Insulated Doors is ISO 9001, 14001, and 45001 certified. This exhibits our devotion to preserving the quality of our work and ensuring that our clients, whether first-time customers or long time partners, receive the same satisfactory results when working with us.





Sharjah
P.O. Box 24784, UAE
Tel : +971 6 5347 797

Dubai
P.O. Box 128100, UAE
Tel : +971 4 3211 711

info@salcodoor.com

salcodoor.com